THIS DRAWING IS UNPUBLISHED. RELEASED FOR PUBLICATION -,- .
© COPYRIGHT - BY TYCO ELECTRONICS CORPORATION. ALL RIGHTS RESERVED.

LOC	DIST
DF	FO

REVISIONS

P	LTR	DESCRIPTION	DATE	DWN	APVD
	F	REV PER ECO 09-019912	21SEP09	PY	DM

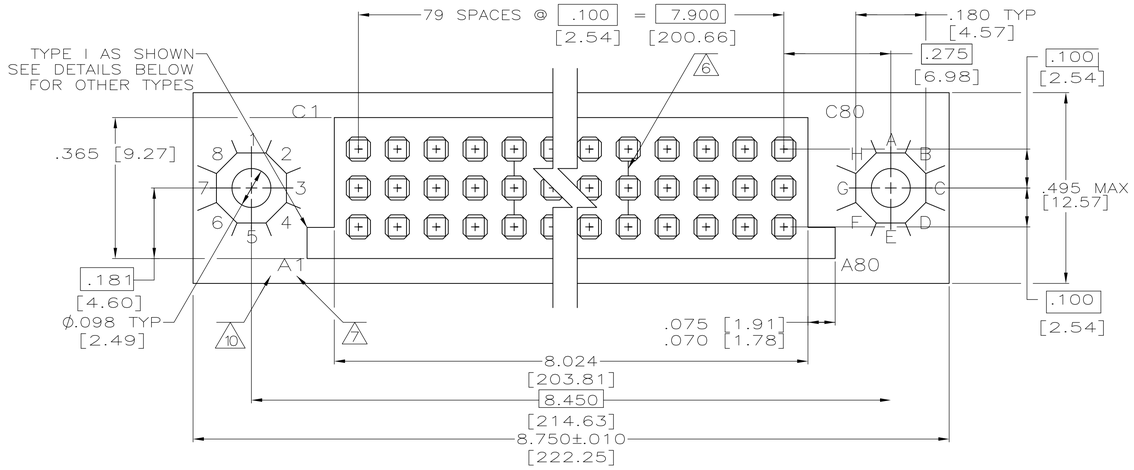

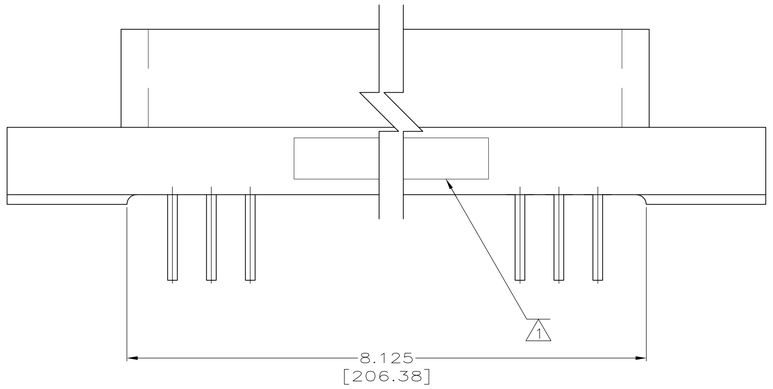

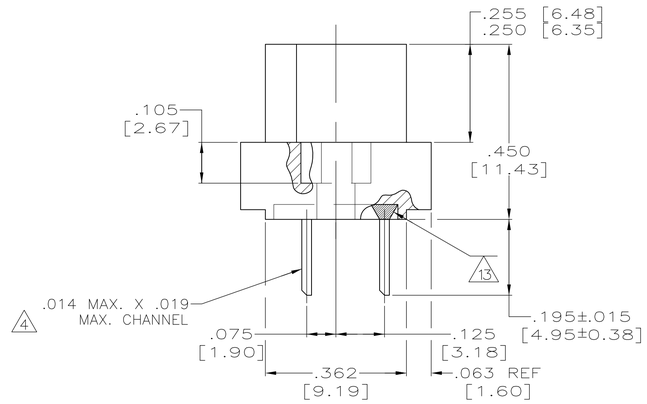

FLOW SOLDER POST CONTACTS
(−1, −3, −5, −7, OUTSIDE ROWS ONLY, AS SHOWN)
(−9, 1− −1, 1− −3, 1− −5, WITH ALL 3 ROWS FULLY LOADED)

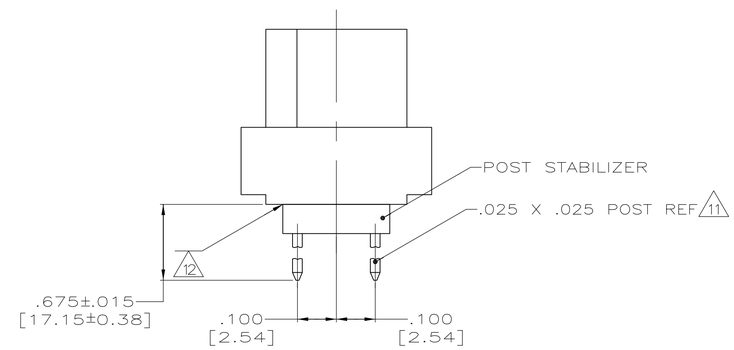

WRAP TYPE POST 3−HIGH CONTACT
(−2, −4, −6, −8, OUTSIDE ROWS ONLY)
(1− −0, 1− −2, 1− −4, 1− −6, WITH ALL 3 ROWS FULLY LOADED)

1. MILITARY PART NUMBER, 00779, DATE CODE, PART NUMBER & AMP MARKED ON OPPOSITE SIDE.
2. HOUSING MATERIAL: POLYPHENYLENE SULFIDE.
3. CONTACT MATERIAL: BERYLLIUM COPPER (bEcU) OR COPPER−NICKEL−SILICON (CuNiSi).
4. CONTACT FINISH: .000050 GOLD IN CONTACT AREA, .000100 TIN−LEAD ON SOLDER TAILS, OVER .000030 NICKEL ENTIRE CONTACT.
5. P. C. BOARD MOUNTED CONNECTORS DO NOT REQUIRE STABILIZERS.
6. LINES INDICATING EVERY FIVE CAVITIES ON THIS SURFACE EXCEPT END CAVITIES, STARTING FROM POSITION 1.
7. NUMBERS INDICATING END CAVITIES ON THIS SURFACE .062±.010 HIGH CHARACTERS.
8. KEYS (2) AND KEY MOUNTING HARDWARE (2) PACKAGED WITH CONNECTOR.
9. TESTING: GROUP A AND B PER MIL−C−55302.
10. LETTERS INDICATING OUTSIDE ROWS ON THIS SURFACE.
11. CONTACT FINISH: .000050 GOLD OVER .000030 NICKEL OVER ENTIRE CONTACT.
12. STABILIZER EPOXIED TO HOUSING.

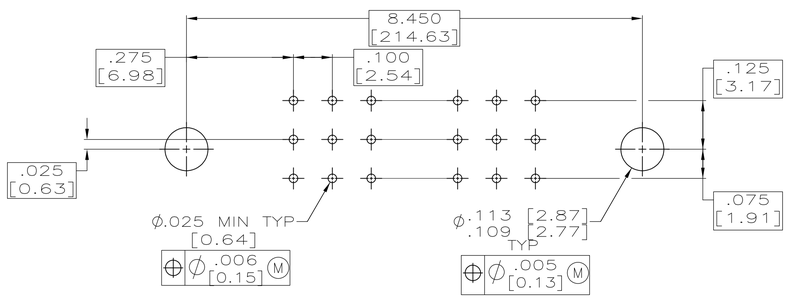

RECOMMENDED P. C. BOARD LAYOUT
FLOW SOLDER TYPE

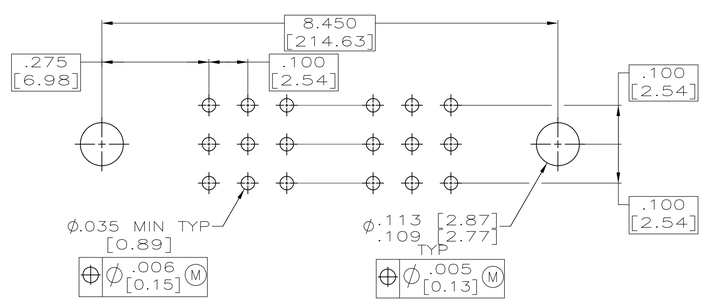

RECOMMENDED P. C. BOARD LAYOUT
WIRE WRAP TYPE

FINISH	MILITARY PART NUMBER	NUMBER OF CONTACTS	TYPE	NUMBER OF POSITIONS	PART NUMBER
11	M55302/130−16	240	IV	240	1−447208−6
4	M55302/130−15	240	IV	240	1−447208−5
11	M55302/130−14	240	I I I	240	1−447208−4
4	M55302/130−13	240	I I I	240	1−447208−3
11	M55302/130−12	240	I I	240	1−447208−2
4	M55302/130−11	240	I I	240	1−447208−1
11	M55302/130−10	240	I	240	1−447208−0
4	M55302/130−09	240	I	240	447208−9
11	M55302/130−08	160	IV	240	447208−8
4	M55302/130−07	160	IV	240	447208−7
11	M55302/130−06	160	I I I	240	447208−6
4	M55302/130−05	160	I I I	240	447208−5
11	M55302/130−04	160	I I	240	447208−4
4	M55302/130−03	160	I I	240	447208−3
11	M55302/130−02	160	I	240	447208−2
4	M55302/130−01	160	I	240	447208−1

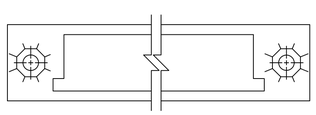

TYPE I

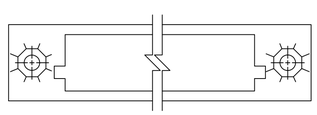

TYPE II

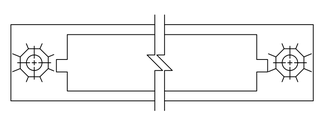

TYPE III

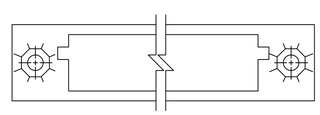

TYPE IV

THIS DRAWING IS A CONTROLLED DOCUMENT.

DIMENSIONS: INCHES

TOLERANCES UNLESS OTHERWISE SPECIFIED:
0 PLC ± −
1 PLC ± −
2 PLC ± −
3 PLC ± .005 [0.13]
4 PLC ± −
ANGLES ± −

MATERIAL − 2 3
FINISH SEE TABLE

DWN T. SHUEY 5−4−90
CHK D.MILLER 6−1−90
APVD D.MILLER 6−1−90
PRODUCT SPEC —
APPLICATION SPEC —
WEIGHT —

Tyco Electronics
Tyco Electronics Corporation
Harrisburg, PA 17105−3608

NAME RECEPTACLE ASSEMBLY,BOX, .100 C/L, W/KEYING HARDWARE

SIZE	CAGE CODE	DRAWING NO	RESTRICTED TO
A1	00779	C−447208	—

CUSTOMER DRAWING SCALE 5:1 SHEET 1 OF 1 REV F