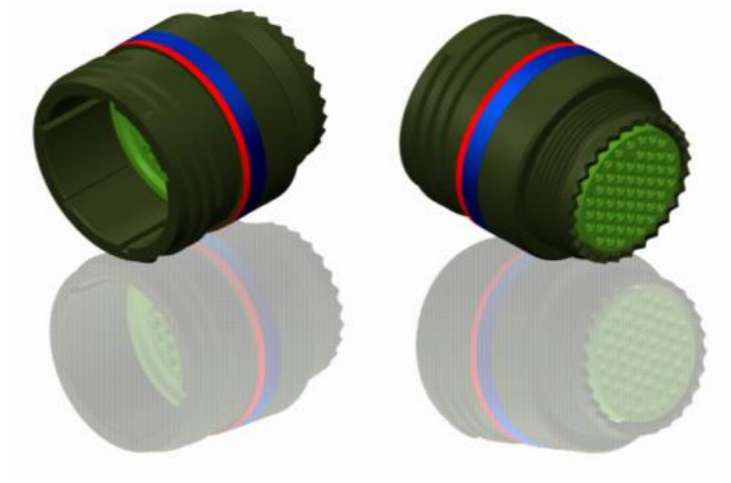


H G F E D C B A

4

4



LAYOUT SHOWN AS EXAMPLE

3

3

Keying Shown as example

**CHARACTERISTICS**

- Standard : Based on MIL-DTL-38999 Series III
- Shell Material : Aluminium
- Shell Plating : Olive drab Cadmium
- Insulator : Thermoplastic
- Contacts : Copper Alloy
- Seals & Grommet : Silicon Elastomer
- Contact Plating : Gold over copper Alloy 0.8µm minimum
- Durability : 500 Mating cycles
- Delivered with Souriau contacts and Accessories
- Temperature Range : -65°C to +175°C
- Salt Spray : 500 hours

Connector dimension	
Dim	Nominal
F	31.75 Max
Z	31.5 Max
VV THREAD	M28x1-6g

SOURIAU shall not be liable for any non-conformity or damage due to a use of the Products which does not comply with the Specifications issued by either of the Parties or by a third party (professional recommendation, technical notice.)

Country	Jurisdiction & Control List
FR	Not Listed

**PN: 8D119W28PC**

A	24-09-2016	First Release	
ISS	DATE	Latest modification - by	MOD N°

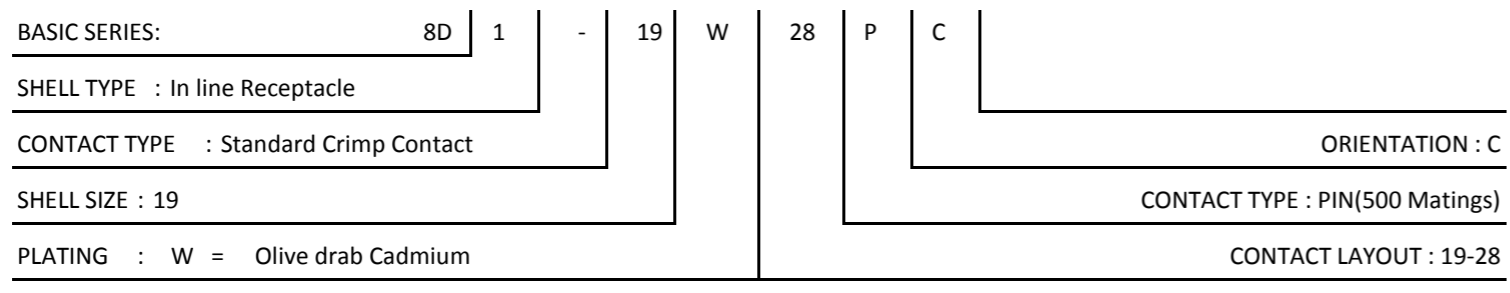
Designed By: \_\_\_\_\_ Date: \_\_\_\_\_ **CUSTOMER DRAWING**

TITLE	Aluminium Inline plug 8D series		
-------	---------------------------------	--	--

SCALE		General linear Tolerances: ±--	NPRDS / PROJECT
NA			<b>859</b>

<b>SOURIAU</b>	<b>WWW.SOURIAU.COM</b>	This document is the property of SOURIAU it must not be reproduced or communicated without permission
----------------	------------------------	--

FORMAT	<b>A3</b>	<b>SOURIAU DRG N° 8D119W28PC-C</b>	SHEET	1/2
--------	-----------	------------------------------------	-------	-----



2

2

1

1

H G F E D C B A

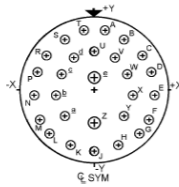
4  
3  
2  
1

4  
3  
2  
1

H G F E D C B A

H G F E D C B A

### Contact Layout



Contacts (Insert arrangement 19-28)					
Contact position ID	Contact location		Contact position ID	Contact location	
	X-axis (mm)	Y-axis (mm)		X-axis (mm)	Y-axis (mm)
A	+066 (1.68)	+353 (8.97)	R	-286 (7.26)	+217 (5.51)
B	+189 (4.80)	+305 (7.75)	S	-189 (4.80)	+305 (7.75)
C	+286 (7.26)	+217 (5.51)	T	-066 (1.68)	+353 (8.97)
D	+345 (8.76)	+098 (2.49)	U	+000 (0.00)	+230 (5.84)
E	+357 (9.07)	-033 (0.84)	V	+124 (3.15)	+193 (4.90)
F	+321 (8.15)	-160 (4.06)	W	+209 (5.31)	+095 (2.41)
G	+242 (6.15)	-265 (6.73)	X	+228 (5.79)	-033 (0.84)
H	+130 (3.30)	-335 (8.51)	Y	+174 (4.42)	-151 (3.84)
J	+000 (0.00)	-359 (9.12)	Z	+000 (0.00)	-191 (4.85)
K	-130 (3.30)	-335 (8.51)	a	-174 (4.42)	-151 (3.84)
L	-242 (6.15)	-265 (6.73)	b	-228 (5.79)	-033 (0.84)
M	-321 (8.15)	-160 (4.06)	c	-209 (5.31)	+095 (2.41)
N	-357 (9.07)	-033 (0.84)	d	-124 (3.15)	+193 (4.90)
P	-345 (8.76)	+098 (2.49)	e	+000 (0.00)	+062 (1.57)

Shell size	Arrangement no.	Number of contacts	Size contacts	Service rating	Contact location	Supersedes
19	-28	2	16	I	a, Z	MS20054-28
		26	20		All others	

SOURIAU shall not be liable for any non-conformity or damage due to a use of the Products which does not comply with the Specifications issued by either of the Parties or by a third party (professional recommendation, technical notice.)

Country	Jurisdiction & Control List
FR	Not Listed

PN: 8D119W28PC

A	24-09-2016	First Release	
ISS	DATE	Latest modification - by	MOD N°
Designed By:		Date:	<b>CUSTOMER DRAWING</b>
<b>TITLE</b>	Aluminium Inline plug 8D series		
SCALE		General linear Tolerances:	NPRDS / PROJECT
NA		±--	<b>859</b>
<b>SOURIAU</b>	<b>WWW.SOURIAU.COM</b>		This document is the property of SOURIAU it must not be reproduced or communicated without permission
FORMAT	<b>SOURIAU DRG N° 8D119W28PC-C</b>		SHEET 2/2