


H G F E D C B A

4

4



LAYOUT SHOWN AS EXAMPLE

3

3

Keying Shown as example

CHARACTERISTICS

- Standard : Based on MIL-DTL-38999 Series III
- Shell Material : Aluminium
- Shell Plating : Nickel
- Insulator : Thermoplastic
- Contacts : Copper Alloy
- Seals & Grommet : Silicon Elastomer
- Contact Plating : Gold over copper Alloy 0.8µm minimum
- Durability : 500 Mating cycles
- Delivered with Souriau contacts and Accessories
- Temperature Range : -65°C to +200°C
- Salt Spray : 48 hours

Connector dimension	
Dim	Nominal
F	31.75 Max
Z	31.5 Max
VV THREAD	M28x1-6g

SOURIAU shall not be liable for any non-conformity or damage due to a use of the Products which does not comply with the Specifications issued by either of the Parties or by a third party (professional recommendation, technical notice.)

Country	Jurisdiction & Control List
FR	Not Listed

PN: 8D119F18PB

A	24-09-2016	First Release	
ISS	DATE	Latest modification - by	MOD N°

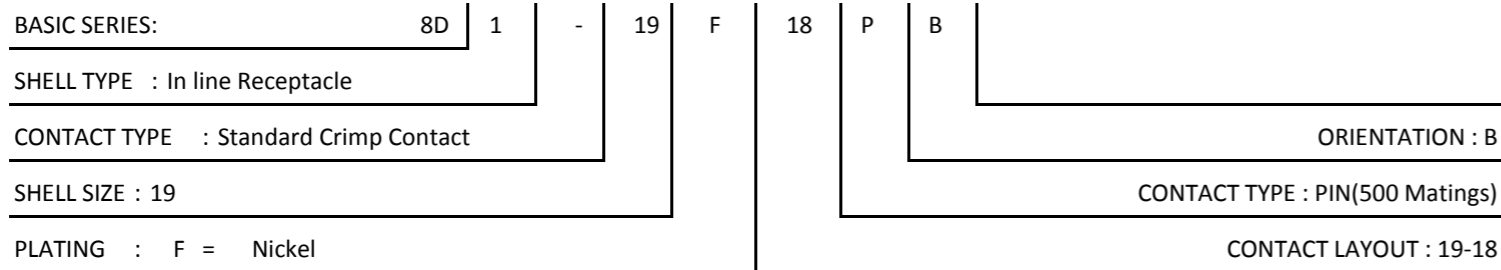
Designed By: _____ Date: _____ **CUSTOMER DRAWING**

TITLE	Aluminium Inline plug 8D series		
-------	---------------------------------	--	--

SCALE		General linear Tolerances: ±--	NPRDS / PROJECT
NA			859

SOURIAU	WWW.SOURIAU.COM	This document is the property of SOURIAU it must not be reproduced or communicated without permission
----------------	------------------------	--

FORMAT	A3	SOURIAU DRG N° 8D119F18PB-C	SHEET	1/2
--------	-----------	------------------------------------	-------	-----

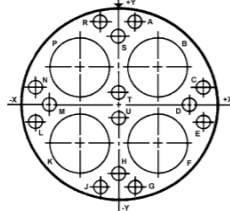


1

1

H G F E D C B A

Contact Layout



(Inactive for new design for MIL-DTL-38999. For new design, use arrangement no. 19-19.)

Contact position ID	Location		Contact position ID	Location	
	X-axis (mm)	Y-axis (mm)		X-axis (mm)	Y-axis (mm)
A	+068 (1.73)	+380 (9.65)	K	-180 (4.57)	-180 (4.57)
B	+180 (4.57)	+180 (4.57)	L	-377 (9.58)	-065 (1.65)
C	+377 (9.58)	+065 (1.65)	M	-317 (8.05)	+000 (0.00)
D	+317 (8.05)	+000 (0.00)	N	-377 (9.58)	+065 (1.65)
E	+377 (9.58)	-065 (1.65)	P	-180 (4.57)	+180 (4.57)
F	+180 (4.57)	-180 (4.57)	R	-068 (1.73)	+380 (9.65)
G	+068 (1.73)	-380 (9.65)	S	+000 (0.00)	+319 (8.10)
H	+000 (0.00)	-319 (8.10)	T	+000 (0.00)	+044 (1.12)
J	-068 (1.73)	-380 (9.65)	U	+000 (0.00)	-044 (1.12)

Shell size	Arrangement No.	Number of contacts	Size contacts	Service rating	Contact location	Standard contact	
						Pin	Socket
19	18	4	8 (see note)	Twinax	B, F, K, P	M39029/90-529	M39029/91-530
		14	22D	M	All others	M39029/58	M39029/56

SOURIAU shall not be liable for any non-conformity or damage due to a use of the Products which does not comply with the Specifications issued by either of the Parties or by a third party (professional recommendation, technical notice.)

Country	Jurisdiction & Control List
FR	Not Listed

PN: 8D119F18PB

A	24-09-2016	First Release	
ISS	DATE	Latest modification - by	MOD N°
Designed By:		Date:	CUSTOMER DRAWING
TITLE	Aluminium Inline plug 8D series		
SCALE		General linear Tolerances:	NPRDS / PROJECT
NA		±--	859
SOURIAU	WWW.SOURIAU.COM		This document is the property of SOURIAU it must not be reproduced or communicated without permission
FORMAT	SOURIAU DRG N° 8D119F18PB-C		SHEET 2/2