

SFMC SERIES

(1.27 mm) .050"

FLEXIBLE PIN COUNT TIGER EYE™ SOCKETS

SPECIFICATIONS

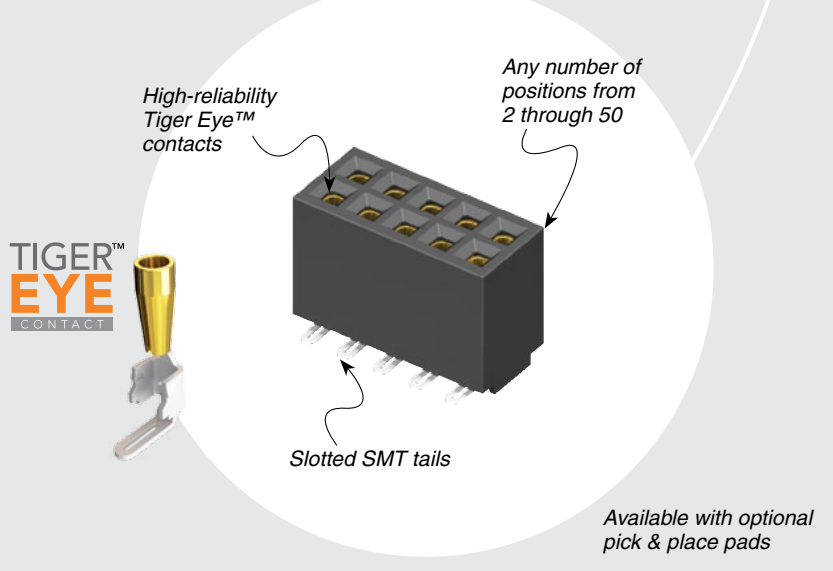
For complete specifications and recommended PCB layouts see www.samtec.com?SFMC

Insulator Material: Black Liquid Crystal Polymer
Contact Material: Tiger Eye™ = BeCu
 Tiger Eye™ LITE = Phosphor Bronze
Plating: Au or Sn over 50 μ" (1.27 μm) Ni
Current Rating: 2.9 A per pin (2 pins powered)
Voltage Rating: 220 VAC/310 VDC
Operating Temp Range: -55 °C to +125 °C
Insertion Depth: (3.05 mm) .120" to (4.06 mm) .160"
Normal Force: Standard= 132 g (1.29 N) avg. LIF= 90 g (0.88 N) avg.
Max Cycles: 10,000 with 30 μ" (0.76 μm) Au
RoHS Compliant: Yes

Board Mates: TFM

Cable Mates: FMTP, FFMD*

*Note: Standard FFMD callout will not mate with FLE, SFMC. Must use gold plated callouts. (See drawing on web.)



PROCESSING

Lead-Free Solderable: Yes
SMT Lead Coplanarity: (0.10 mm) .004" max (02-26) (0.15 mm) .006" max (27-50)*
 *(.004" stencil solution may be available; contact IPG@samtec.com)

RECOGNITIONS

For complete scope of recognitions see www.samtec.com/quality



ALSO AVAILABLE (MOQ Required)

- Other platings
- Contact Samtec.

Note: Some sizes, styles and options are non-standard, non-returnable.



02 thru 50

LEAD STYLE	A	B
-01, -L1, -T1	(3.05) .120	(0.51) .020
-03, -L3	(1.91) .075	(0.41) .016

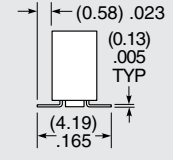
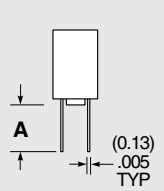
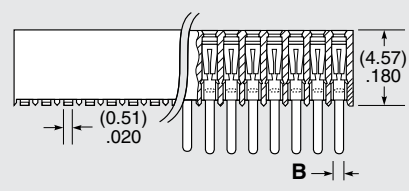
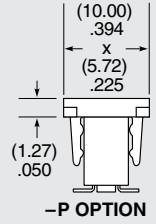
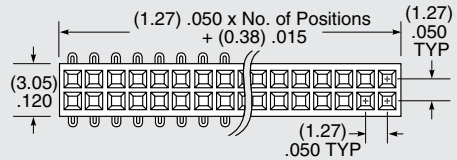
- 01, -03 = Through-hole
- L1, -L3 = Low Insertion Force Through-hole
- 02 = Surface Mount
- L2 = Low Insertion Force Surface Mount
- T1 = Through-hole Tiger Eye™ LITE
- T2 = Surface Mount Tiger Eye™ LITE

-L
 = 10 μ" (0.25 μm) Gold on contact, Matte Tin on tail

-K
 = (4.00 mm) .157 DIA Polyimide film Pick & Place Pad (4 positions minimum)

-P
 = Plastic Pick & Place Pad (5 positions minimum)

-TR
 = Tape & Reel



Due to technical progress, all designs, specifications and components are subject to change without notice.

WWW.SAMTEC.COM

All parts within this catalog are built to Samtec's specifications. Customer specific requirements must be approved by Samtec and identified in a Samtec customer-specific drawing to apply.