

HPF-18-01-T-S

HPF-10-02-T-S

HPF SERIES

(5.08 mm) .200"

POWER SOCKETS

SPECIFICATIONS

For complete specifications and recommended PCB layouts see www.samtec.com?HPF

Insulator Material:

Black LCP

Contact Material:

BeCu

Plating:

Sn over

50 μ" (1.27 μm) Ni

Operating Temp Range:

-55 °C to +105 °C

Voltage Rating:

850 VAC/1200 VDC

Insertion Depth:

(3.68 mm) .145" to (8.26 mm)

.325" (.368" (9.35 mm) plus

board thickness minimum for

bottom entry)

Wiping Distance:

(0.38 mm) .015"

Standard Creepage:

(2.82 mm) .111" (without -LC)

(1.38 mm) .054" (with -LC)

Standard Clearance:

(2.5 mm) .098" (without -LC)

(1.05 mm) .041" (with -LC)

Lead-Free Solderable:

Yes

SMT Lead Coplanarity:

(0.15 mm) .006" max (02-10)

(0.20 mm) .008" max (11-20)

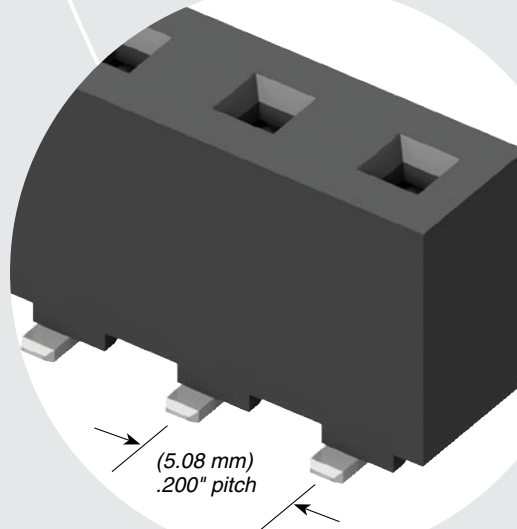
RoHS Compliant:

Yes

Mates with:

HPM, HPW

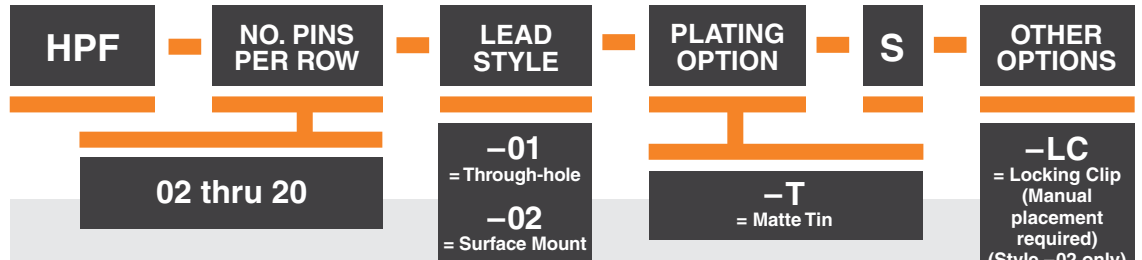
HPF/HPM	
PINS	CURRENT RATING (PER CONTACT)
1	16.6 A
2	14.4 A
3	13.2 A
4	12.7 A
20	8.9 A



Surface Mount
or
Through-hole

RUGGEDIZED
BY SAMTEC

- Three-finger Power Eye contact
- Locking clip option




RECOGNITIONS

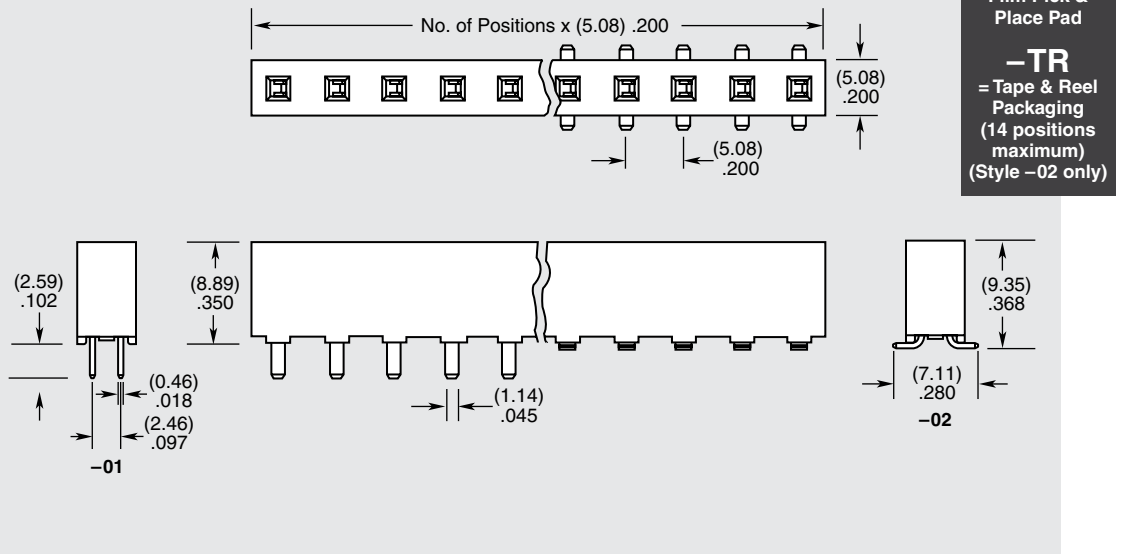
For complete scope of recognitions see www.samtec.com/quality



CREEPAGE AND CLEARANCE



Selectively loading contacts achieves customer specific creepage and clearance requirements.
Contact asp@samtec.com



Note: Some lengths, styles and options are non-standard, non-returnable.

Due to technical progress, all designs, specifications and components are subject to change without notice.

WWW.SAMTEC.COM

All parts within this catalog are built to Samtec's specifications. Customer specific requirements must be approved by Samtec and identified in a Samtec customer-specific drawing to apply.