


(0,80mm) .0315"

FTE SERIES



SMT MICRO HEADER

SPECIFICATIONS

For complete specifications and recommended PCB layouts see www.samtec.com?FTE

Insulator Material: Black Liquid Crystal Polymer
Terminal Material: Phosphor Bronze
Plating: Au over 50µ" (1,27µm) Ni
Operating Temp Range: -55°C to +125°C
RoHS Compliant: Yes

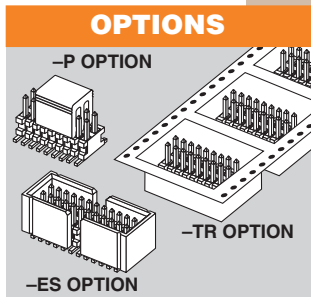


CURRENT RATING	
AMBIENT TEMP	FTE/CLE
20°C	3.1A
40°C	2.8A
60°C	2.4A
95°C	1.6A

6 POSITIONS (2x3) POWERED

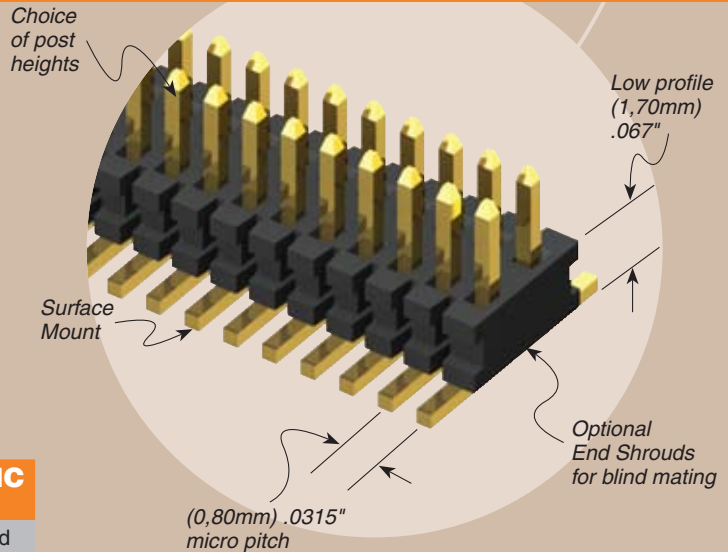
Processing:
 Lead-Free Solderable: Yes
-DV Lead Coplanarity: (0,10mm) .004" max
-DH Lead Coplanarity: (0,10mm) .004" max (05-25) (0,15mm) .006" max (26-50)

Mates with: CLE



APPLICATION SPECIFIC OPTION

End shrouds with board locks and Gold flash plating available. Call Samtec.



FTE - 1 NO. PINS PER ROW - LEAD STYLE - PLATING OPTION - TAIL OPTION - FLEX-SHROUD OPTIONS - OTHER OPTION

05 thru 90

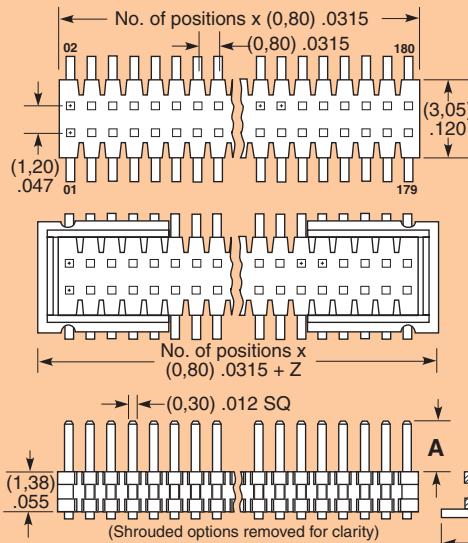
Specify LEAD STYLE from chart

-G
 = 10µ" (0,25µm)
 Gold on post, Gold flash on balance

-DV
 = Dual Vertical
-DH
 = Dual Horizontal (50 pos. max.)

Style -01 -DV only (11 pins/row min.)
-ES
 = End Shroud
-EC
 = End Shroud with Locking Clips (Manual placement required)
-EP
 = End Shroud with Guide Posts

-A
 = Alignment Pin (5 pos. min.) Metal or plastic at Samtec discretion (-DV only)
-K
 = (2,50mm) .098" DIA Polyimide Film Pick & Place Pad (-DH only)
-P
 = Plastic Pick & Place Pad (8 pos. min.) -DV only
-TR
 = Tape & Reel Packaging



LEAD STYLE	A
-01	(1,90) .075
-02	(4,45) .175
-03	(3,05) .120

OPTION	Z
-ES	(1,57) .062
-EC	(4,11) .162
-EP	(5,51) .217

Note: Some lengths, styles and options are non-standard, non-returnable.

Due to technical progress, all designs, specifications and components are subject to change without notice.

WWW.SAMTEC.COM