





(2,00mm) .0787"

ESQT SERIES



ESQT-130-03-M-Q-400



ESQT-110-02-GF-Q-750

FLEXIBLE ELEVATED SOCKET STRIPS

SPECIFICATIONS

For complete specifications see www.samtec.com?ESQT

Insulator Material:
Black Liquid Crystal Polymer



Contact Material:
Phosphor Bronze

Plating:

Sn or Au over

50µ" (1,27µm) Ni

Operating Temp Range:

-55°C to +125°C

Contact Resistance:

10 mΩ max

Insertion Depth:

(2,62mm) .103" to

(5,03mm) .198" with

(0,38mm) .015" wiper

Max Cycles:

100 with 10µ" (0,25µm) Au

Insertion Force:

(Single contact only)

4oz (1,11N) avg.

Withdrawal Force:

(Single contact only)

3oz (0,83N) avg.

RoHS Compliant:

Yes

Lead-Free Solderable:

Yes, for -S, -D & -Q

(Wave only for -T, -5 & -6)

Mates with:
TMMH, TMM, MTMM,
MMT, TW, LTMM,
ZLTMM, ESQT, TCMD

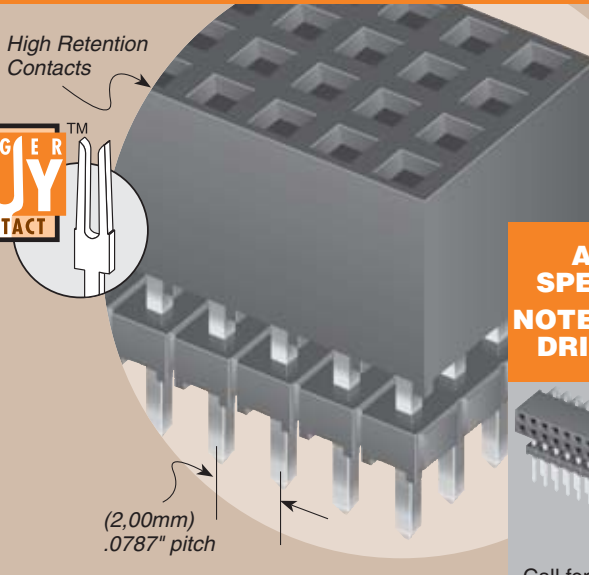


High Retention
Contacts


CURRENT RATING	
AMBIENT TEMP	Mated with TMMH
20°C	5.8A
40°C	5.1A
60°C	4.5A
95°C	2.9A

6 POSITIONS (2x3) POWERED

Note: This Series is non-standard, non-returnable.



APPLICATION SPECIFIC OPTION:
NOTEBOOK 2.5" DISK DRIVE INTERFACE



Call for part number.

ESQT	1	NO. PINS PER ROW	LEAD STYLE	PLATING OPTION	ROW OPTION	BODY HEIGHT	OTHER OPTION
		02 thru 50	Specify LEAD STYLE from chart	-F = Gold flash on contact, Matte Tin on tail -L = 10µ" (0,25µm) Gold on contact, Matte Tin on tail -M = 20µ" (0,51µm) Gold on contact, Matte Tin on tail -GF = 15µ" (0,38µm) Gold on contact, Gold flash on tail (Recommended for self-nesting) (-02 lead style only)	-S = Single Row -D = Double Row -T = Triple Row -Q = Quad Row -5 = Five Row -6 = Six Row	-"XXX" = Body Height (in inches) (7,87mm) .310" minimum for -S, -D, -Q (9,53mm) .375" minimum for -T, -5, -6	-"XXX" = Polarized Position (Indicate position number)

Also Available

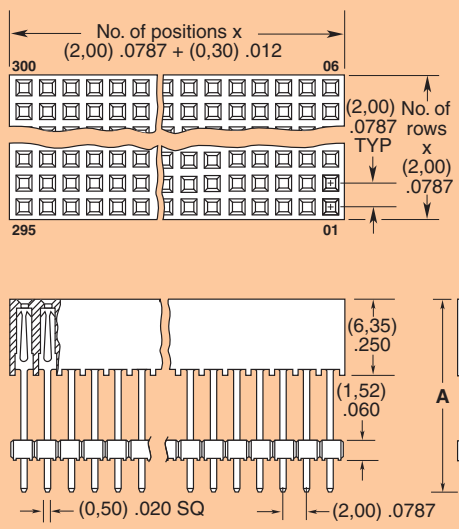
Surface Mount
See SQW and TLE Series.

Low Profile
See CLT Series.

High Reliability
See SMM Series.

Right Angle
See SQW Series.

PC/104-Plus™ Sockets
See ESQT-368 and PTHF Series.



ALSO AVAILABLE

Paste In Hole (PIH) processing. Contact Samtec ASP Group. (Not recommended for stack through applications)

LEAD STYLE	A	MAX TAIL	MAX BODY HEIGHT
-02	(21,59) .850	(13,72) .540	(20,32) .800
-03	(11,63) .458	(3,76) .148	(10,36) .408

Due to technical progress, all designs, specifications and components are subject to change without notice.

WWW.SAMTEC.COM