

# Printed-circuit board connector - PC 5/ 8-G-7,62 BK - 1708291

Please be informed that the data shown in this PDF Document is generated from our Online Catalog. Please find the complete data in the user's documentation. Our General Terms of Use for Downloads are valid (<http://phoenixcontact.com/download>)

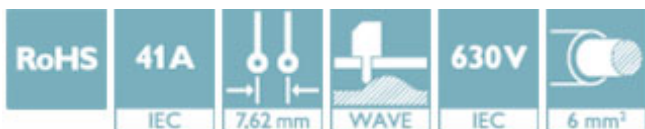


PCB headers, nominal current: 41 A, rated voltage (III/2): 630 V, nominal cross section: 6 mm<sup>2</sup>, number of positions: 8, pitch: 7.62 mm, color: black, contact surface: Tin, mounting: Wave soldering, pin layout: Linear three-way pinning, solder pin [P]: 5 mm

The figure shows a 5-pos. version of the product in green

## Your advantages

- ✓ Well-known mounting principle allows worldwide use
- ✓ Standard header – also suitable for connectors with automatically locking Click and Lock system
- ✓ Maximum flexibility when it comes to device design – one header for connectors with different connection technologies



## Key Commercial Data

Packing unit	50 pc
GTIN	
GTIN	4046356995429

## Technical data

### Dimensions

Length [ l ]	29.25 mm
Width	63.76 mm
Pitch	7.62 mm
Dimension a	53.34 mm
Width [ w ]	63.76 mm
Height [ h ]	19.29 mm
Height	14.29 mm
Length of the solder pin	5 mm
Pin dimensions	0.8 x 1 mm
Length	29.25 mm

### General

# Printed-circuit board connector - PC 5/ 8-G-7,62 BK - 1708291

## Technical data

### General

Range of articles	PC 5/...-G
Rated voltage (III/3)	630 V
Connection in acc. with standard	EN-VDE
Nominal current $I_N$	41 A
Flammability rating according to UL 94	V0
Color	black
Number of positions	8

### Standards and Regulations

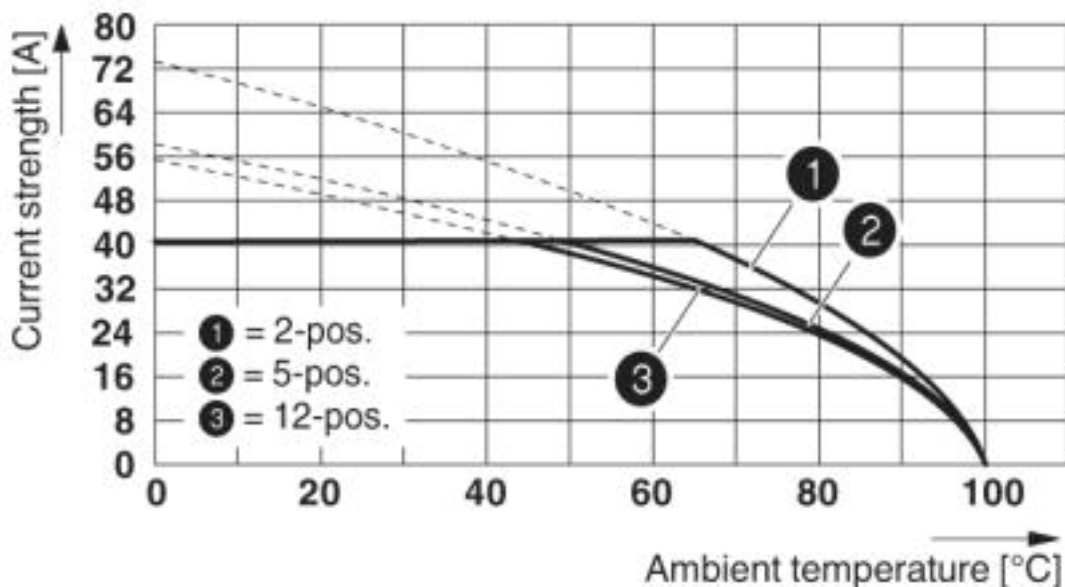
Connection in acc. with standard	EN-VDE
Flammability rating according to UL 94	V0

### Environmental Product Compliance

China RoHS	Environmentally friendly use period: unlimited = EFUP-e
	No hazardous substances above threshold values

## Drawings

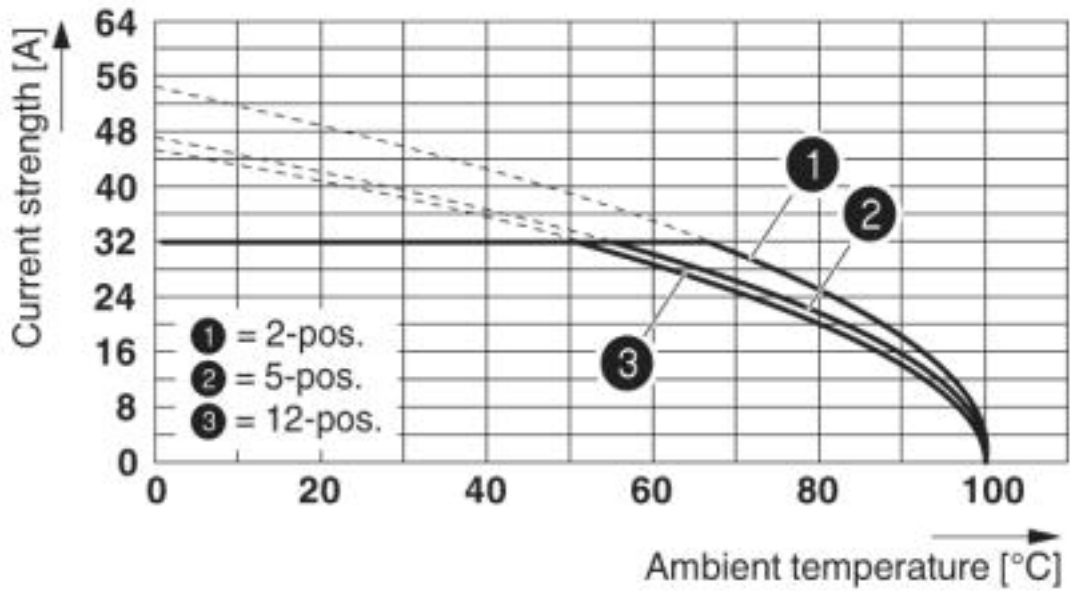
Diagram



Derating curve for: PC 5/...-ST1-7,62 with PC 5/...-G-7,62  
 Conductor cross section: 10 mm<sup>2</sup>

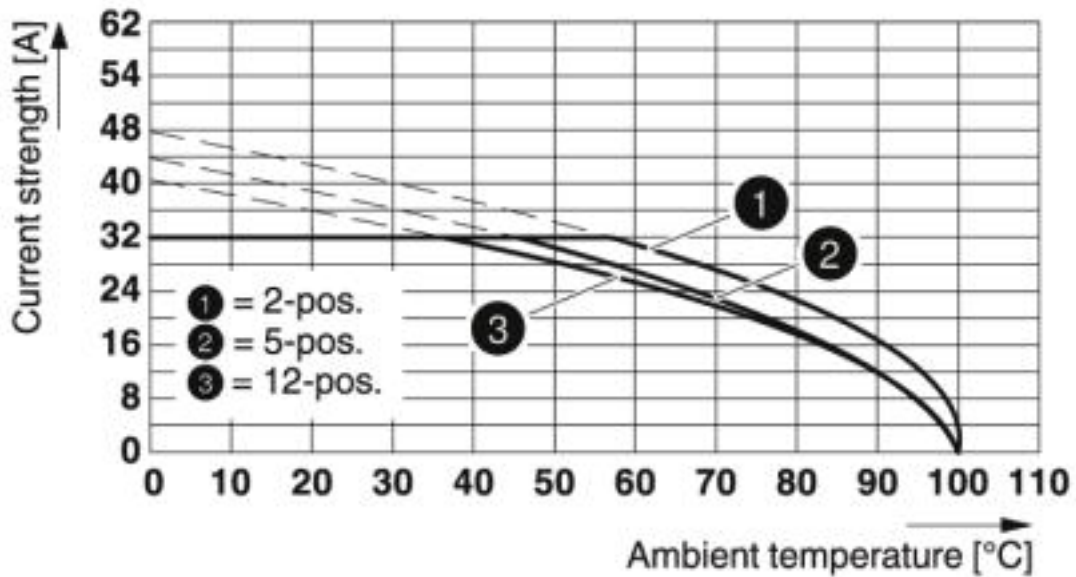
# Printed-circuit board connector - PC 5/ 8-G-7,62 BK - 1708291

Diagram



Derating curve for: PC 5/...-ST1-7,62 with PC 5/...-G-7,62  
Conductor cross section: 6 mm<sup>2</sup>

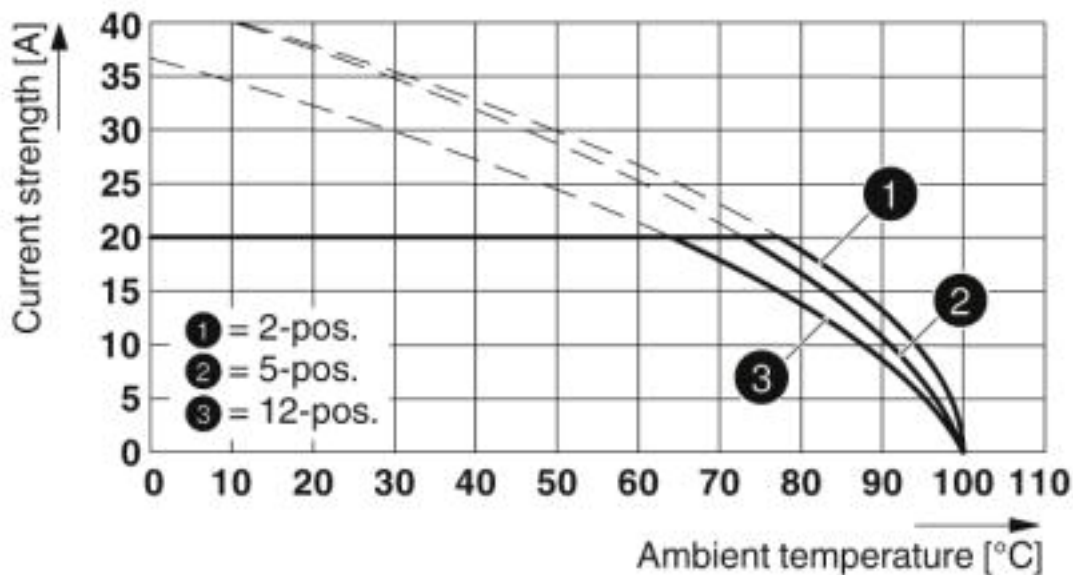
Diagram



Derating curve for: SPC 5/...-ST-7,62 with PC 5/...-G-7,62

# Printed-circuit board connector - PC 5/ 8-G-7,62 BK - 1708291

Diagram



Type: PC 4/...-ST-7,62 with PC 5/...-G-7,62

## Classifications

eCl@ss

eCl@ss 10.0.1	27440402
eCl@ss 4.0	27260700
eCl@ss 4.1	27260700
eCl@ss 5.0	27260700
eCl@ss 5.1	27260700
eCl@ss 6.0	27260700
eCl@ss 7.0	27440402
eCl@ss 8.0	27440402
eCl@ss 9.0	27440402

## ETIM

ETIM 4.0	EC002637
ETIM 5.0	EC002637
ETIM 6.0	EC002637
ETIM 7.0	EC002637

## UNSPSC

UNSPSC 13.2	39121409
UNSPSC 18.0	39121409
UNSPSC 19.0	39121409
UNSPSC 20.0	39121409
UNSPSC 21.0	39121409

# Printed-circuit board connector - PC 5/ 8-G-7,62 BK - 1708291

## Approvals

### Approvals

Approvals

EAC / cULus Recognized

Ex Approvals

### Approval details

EAC		B.01742
-----	--	---------

cULus Recognized		<a href="http://database.ul.com/cgi-bin/XYV/template/LISEXT/1FRAME/index.htm">http://database.ul.com/cgi-bin/XYV/template/LISEXT/1FRAME/index.htm</a>	E60425-19920722
------------------	--	---	-----------------

	B	C	D
Nominal voltage UN	300 V	150 V	300 V
Nominal current IN	41 A	41 A	10 A

## Accessories

### Accessories

#### Coding element

Coding profile - CP-PC RD - 1701967



Coding profile, for plugging into the coding ribs of the plug at a later date, insulating material, color: Red

### Labeled terminal marker

Marker card - SK 7,62/3,8:FORTL.ZAHLEN - 0804549



Marker card, Card, white, labeled, Horizontal: consecutive numbers 1 ... 10, 11 ... 20, etc. up to 91 ... 100, mounting type: adhesive, for terminal block width: 7.62 mm, lettering field size: 7.62 x 3.8 mm

## Printed-circuit board connector - PC 5/ 8-G-7,62 BK - 1708291

### Accessories

Marker card - SK 3,8 REEL P7,62 WH CUS - 0825128



Marker card, Card, can be ordered: By card, white, labeled according to customer specifications, mounting type: adhesive, for terminal block width: 7.62 mm, lettering field size: continuous x 3.8 mm

---

### Shroud

Accessories - POWERCOMBICON PCB-SHIELD - 1968387



Accessories, number of positions: 1, pitch: 0 mm, contact surface: Tin

---

### Terminal marking

Marker card - SK U/3,8 WH:UNBEDRUCKT - 0803906



Marker card, Sheet, white, unlabeled, can be labeled with: PLOTMARK, CMS-P1-PLOTTER, Office printing systems, mounting type: adhesive, for terminal block width: 210 mm, lettering field size: 186 x 3.8 mm, Number of individual labels: 1440

Marker strip - SK 3,8 WH:REEL - 0805218



Marker strip, Roll, white, unlabeled, can be labeled with: THERMOMARK ROLL 2.0, THERMOMARK ROLL, THERMOMARK ROLL X1, THERMOMARK ROLLMASTER 300/600, THERMOMARK X1.2, mounting type: adhesive, for terminal block width: 90000 mm, lettering field size: continuous x 3.8 mm, Number of individual labels: 210000

---

### Additional products

Printed-circuit board connector - TSPC 5/ 8-ST-7,62 - 1728510



PCB connector, nominal current: 41 A, rated voltage (III/2): 1000 V, nominal cross section: 6 mm<sup>2</sup>, number of positions: 8, pitch: 7.62 mm, connection method: Push-in spring connection, color: green, contact surface: Tin

## Printed-circuit board connector - PC 5/ 8-G-7,62 BK - 1708291

### Accessories

#### Printed-circuit board connector - PC 5/ 8-ST1-7,62 - 1777781



PCB connector, nominal current: 41 A, rated voltage (III/2): 1000 V, nominal cross section: 6 mm<sup>2</sup>, number of positions: 8, pitch: 7.62 mm, connection method: Screw connection with tension sleeve, color: green, contact surface: Tin

#### Printed-circuit board connector - SPC 5/ 8-ST-7,62 - 1996074



PCB connector, nominal current: 41 A, rated voltage (III/2): 1000 V, nominal cross section: 6 mm<sup>2</sup>, number of positions: 8, pitch: 7.62 mm, connection method: Push-in spring connection, color: green, contact surface: Tin

#### Printed-circuit board connector - TSPC 5/ 8-STCL-7,62 - 1765476



PCB connector, nominal current: 41 A, rated voltage (III/2): 1000 V, nominal cross section: 6 mm<sup>2</sup>, number of positions: 8, pitch: 7.62 mm, connection method: Push-in spring connection, color: green, contact surface: Tin

#### Printed-circuit board connector - SPC 5/ 8-STCL-7,62 - 1718546



PCB connector, nominal current: 41 A, rated voltage (III/2): 1000 V, nominal cross section: 6 mm<sup>2</sup>, number of positions: 8, pitch: 7.62 mm, connection method: Push-in spring connection, color: green, contact surface: Tin

#### Printed-circuit board connector - PC 5/ 8-STCL1-7,62 - 1778120



PCB connector, nominal current: 41 A, rated voltage (III/2): 1000 V, nominal cross section: 6 mm<sup>2</sup>, number of positions: 8, pitch: 7.62 mm, connection method: Screw connection with tension sleeve, color: green, contact surface: Tin

## Printed-circuit board connector - PC 5/ 8-G-7,62 BK - 1708291

### Accessories

#### Printed-circuit board connector - IPC 5/ 8-G-7,62 - 1708446



PCB headers, nominal current: 41 A, rated voltage (III/2): 630 V, nominal cross section: 6 mm<sup>2</sup>, number of positions: 8, pitch: 7.62 mm, color: green, contact surface: Tin, mounting: Wave soldering, pin layout: Linear pinning, solder pin [P]: 5 mm

#### Printed-circuit board connector - IPC 5/ 8-GU-7,62 - 1708666



PCB headers, nominal current: 41 A, rated voltage (III/2): 630 V, nominal cross section: 6 mm<sup>2</sup>, number of positions: 8, pitch: 7.62 mm, color: green, contact surface: Tin, mounting: Wave soldering, pin layout: Linear pinning, solder pin [P]: 5 mm

#### Printed-circuit board connector - IPCV 5/ 8-G-7,62 - 1708886



PCB headers, nominal current: 41 A, rated voltage (III/2): 630 V, nominal cross section: 6 mm<sup>2</sup>, number of positions: 8, pitch: 7.62 mm, color: green, contact surface: Tin, mounting: Wave soldering, pin layout: Linear pinning, solder pin [P]: 5 mm