

SUMMARY

Wires

Low voltage 7



Image is for illustrative purpose only

Series	1P
Termination type	Female solder
IP rating	50
AWG wire size	0.00 - 26.00
Cable Ø	1.70 - 6.50 mm
Status	active
Matching parts	PAG.M0.7GL.AC39Z

Download

[Request a quote](#)

[Catalog](#)

TECHNICAL DETAILS

Mechanics

Shell Style/Model	PK*: Fixed receptacle without hexagonal nut
Keying	1 key (alpha=0; Plug: male contact; Receptacle: female contact)
Housing Material	PSU (Polysulfone), grey
Variant	Z : without front nut
Weight	4.36 g

Performance

Configuration	1P.M07 : 7 Low Voltage
Insulator	L: PEEK (UL 94 / V-0/1.5)
Rated Current	5 Amps

Specifications

Contact Type:	Solder
Contact Dia.:	0.7 mm (0.0275in)
Bucket Dia.:	0.6 mm (0.024in)
Max. Solid Conductor:	0.14 mm ² (AWG 26)
Max. Stranded Conductor:	0.14 mm ² (AWG 26)
R (max):	6.5 mOhm
Test voltage (kV rms) Contact-contact:	1.05

LEMO products and services are provided "as is". LEMO makes no warranties or representations with regard to LEMO product & services or use of them, express, implied or statutory, including for accuracy, completeness, or security. The user is fully responsible for his products and applications using LEMO components.

Air clearance min.: 0.85 mm
Creepage distance min.: 0.85 mm

Others

Endurance (Shell): >2000 mating cycles
F ret (min): 50 N
F ret (max): 150 N
Steam sterilization: > 100 times (with potting on rear connection)

DRAWINGS

Draws



Dimensions










	A	N	a
mm.	19.5	20.5- 22.2	0-4.5
in.	0.77	0.81	0.00

RECOMMENDED BY LEMO

Tools

Cables

LEMO products and services are provided "as is". LEMO makes no warranties or representations with regard to LEMO product & services or use of them, express, implied or statutory, including for accuracy, completeness, or security. The user is fully responsible for his products and applications using LEMO components.

CMN.07.T26.037QGZE	TPR (medical)	Grey	
CMN.07.S34.027JGC			
CMN.07.T28.044PGCE	PVC	GREY	
CMN.07.T28.044PGZE		Grey	
CMN.07.T28.044PNCE	PVC	Black	
CMN.07.T28.044PNZE			
007 041	PVC	Grey	
007 050	PVC	Black	
070 140	PVC	Grey	
270 250	PVC	Grey	

LEMO products and services are provided "as is". LEMO makes no warranties or representations with regard to LEMO product & services or use of them, express, implied or statutory, including for accuracy, completeness, or security. The user is fully responsible for his products and applications using LEMO components.