

SUMMARY



Image is for illustrative purpose only

Wires

Low voltage 5

Series 3K
Termination type Female crimp
IP rating 68
AWG wire size 18.00 - 14.00
Cable Ø 2.60 - 15.00 mm
Status active
Matching parts [FGG.3K.305.CYCC80](#)

Download

[Request a quote](#)
[Eplan](#)
[Catalog](#)

TECHNICAL DETAILS

Mechanics

Shell Style/Model EE*: Fixed receptacle, nut fixing (back panel mounting)
Keying 1 key (alpha=0, plug: male contacts, receptacle: female contacts)
Housing Material Brass (chrome plated) shell and collet nut, nickel plated brass latch sleeve and mid pieces
Weight 61.92 g

Performance

Configuration 3K.305 : 5 Low Voltage
Insulator Y: PEEK for crimp contacts
Rated Current 19 Amps

Specifications

Contact Type: Crimp
Contact Retention: 50 N
Contact Dia.: 1.6 mm (0.063in)
Bucket Dia.: 1.9 mm (0.075in)
Min. Conductor: 1 mm² (AWG 18)
Max. Conductor: 1.5 mm² (AWG 14)
R (max): 3.5 mOhm
Vtest (contact-shell): 1750 V (AC), 2500 V (DC)
Vtest (contact-contact): 2400 V (AC), 3390 V (DC)

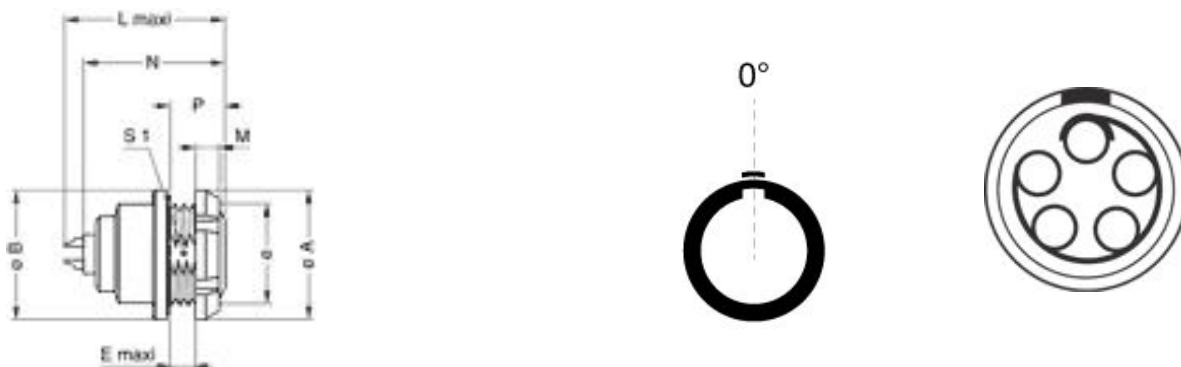
LEMO products and services are provided "as is". LEMO makes no warranties or representations with regard to LEMO product & services or use of them, express, implied or statutory, including for accuracy, completeness, or security. The user is fully responsible for his products and applications using LEMO components.

Others

Endurance (Shell): 5000 mating cycles
Temp (min / max): -55°C / +200°C
Humidity (max): <=95% [at 60 deg C / 140 F]
Vibration: 15 g [10 Hz - 2000 Hz]
Shock Resistance: 100 g [6 ms]
Climatical Category: 50/175/21
Shielding (min): 95 dB (10 MHz)
Shielding (min): 80 dB (1 GHz)
Salt Spray Corrosion: >1000 hr

DRAWINGS

Draws



Dimensions

	A	B	E	L	M	N	P	S1	e
mm.	30	31	7.5	36.2	4.5	33.6	12	22.5	M24x1.0
in.	1.18	1.22	0.30	1.43	0.18	1.32	0.47	0.89	

RECOMMENDED BY LEMO

Tools

Crimp Tool: [DPC.91.101.A](#)

Crimp settings: AWG/Selector = 14-16-18/7-6-5























LEMO products and services are provided "as is". LEMO makes no warranties or representations with regard to LEMO product & services or use of them, express, implied or statutory, including for accuracy, completeness, or security. The user is fully responsible for his products and applications using LEMO components.

Positionner: [DCE.91.163.BVCM](#)

Extractor: [DCF.91.163.5LT](#)

Replacement contact: EGG.3B.670.ZZM

Cables

CMN.05.T22.051PGCE	PVC	GREY	
CMN.05.T18.065PGCE	PVC	GREY	
CMN.05.T20.057PGCE	PVC	GREY	
CMN.05.T22.051PNCE	PVC	Black	
CMN.05.T22.051QGZE	TPR (medical)	Grey	
CMN.05.T28.029PGCE	PVC	GREY	
CMN.05.T18.065PGZE		Grey	
CMN.05.T18.065PNCE	PVC	Black	
CMN.05.T18.065PNZE			
CMN.05.T20.057PGZE		Grey	
CMN.05.T20.057PNCE	PVC	Black	
CMN.05.T20.057PNZE			
CMN.05.T20.057QGZE	TPR (medical)	Grey	
CMN.05.T22.051PGZE		Grey	
CMN.05.T22.051PNZE			
CMN.05.T28.029PGZE		Grey	
CMN.05.T28.029PNCE	PVC	Black	
CMN.05.T28.029PNZE			
005 050	PVC	Black	
050 090	PVC	Black	
050 140	PVC	Grey	
150 250	PVC	Grey	
250 500	PVC	Grey	

LEMO products and services are provided "as is". LEMO makes no warranties or representations with regard to LEMO product & services or use of them, express, implied or statutory, including for accuracy, completeness, or security. The user is fully responsible for his products and applications using LEMO components.